

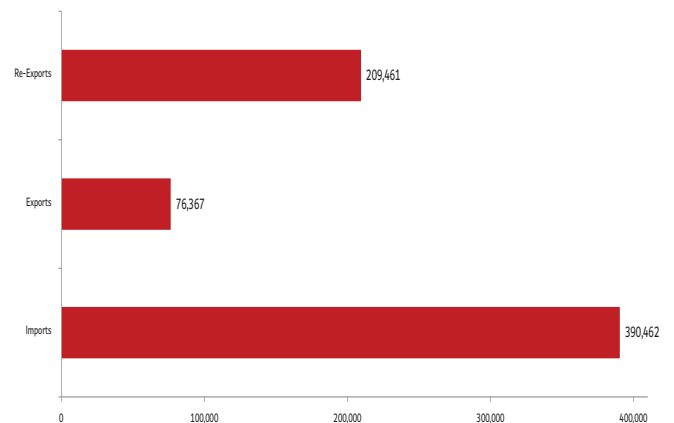
Non-Oil Foreign Trade

First half 2019_ Emirate of Dubai

Non-Oil Foreign Trade reaches 676 Billion AED in First half 2019.

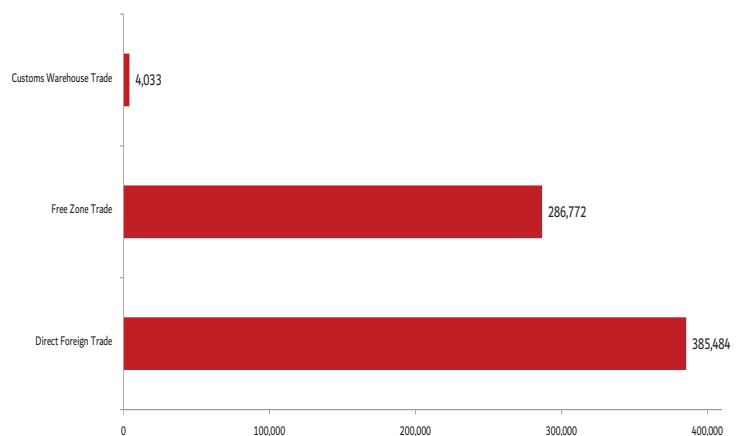
Foreign Trade by Type

- Foreign Trade Imports amounted 390,462 Million AED in First Half 2019, with contribution of 57.7%.
- Foreign Trade Exports amounted 76,367 Million AED in First Half 2019, with contribution of 11.3%.
- Foreign Trade Re-Exports amounted 209,461 Million AED in First Half 2019, with contribution of 31.0%.



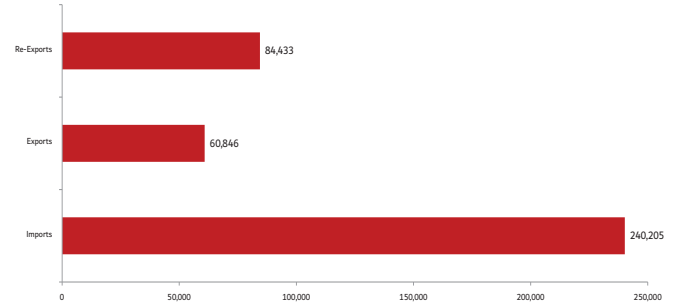
Foreign Trade by Zone

- Direct Foreign Trade amounted 385,484 Million AED in First Half 2019, with contribution of 57.0%.
- Free Zone Trade amounted 286,772 Million AED in First Half 2019, with contribution of 42.4%.
- Custom Warehouse Trade amounted 4,033 Million AED in First Half 2019, with contribution of 0.6%.

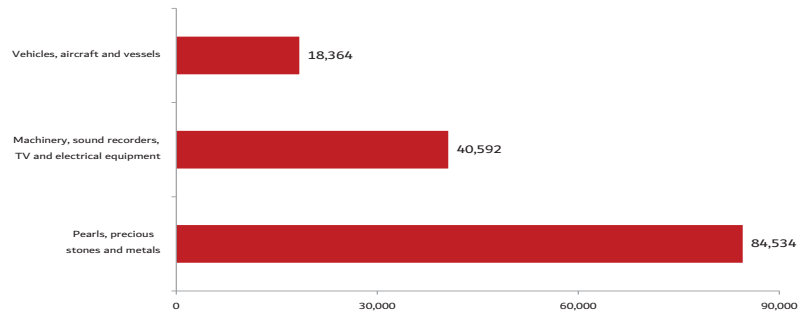


Direct Foreign Trade

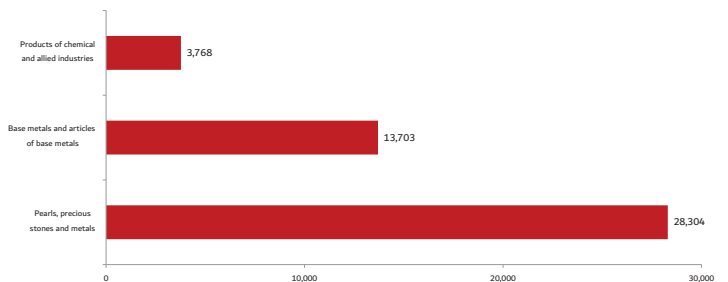
- Direct Foreign Trade Imports amounted 240,205 Million AED in First Half 2019, with contribution of 62.3%.
- Direct Foreign Trade Exports amounted 60,846 Million AED in First Half 2019, with contribution of 15.8%.
- Direct Foreign Trade Re-Exports amounted 84,433 Million AED in First Half 2019, with contribution of 21.9%
- In First Half 2019, Pearls, precious stones and metals obtain the lead in Imports with amount of 84,534 Million AED and contribution of 35.2%, then Machinery, sound recorders, tv and electrical equipment amounted to 40,592 Million AED with contribution of 16.9%, followed by Vehicles, aircraft and vessels amounted to 18,364 Million AED with contribution of 7.6%.
- In First Half 2019, Pearls, precious stones and metals obtain the lead in Exports with amount of 28,304 Million AED and contribution of 46.5%, then Base metals and articles of base metals amounted to 13,703 Million AED with contribution of 22.5%, followed by Products of chemical and allied industries amounted to 3,768 Million AED with contribution of 6.2%.
- In First Half 2019, Pearls, precious stones and metals obtain the lead in Re-Export with amount of 37,238 Million AED and contribution of 44.1%, then Machinery, sound recorders, tv and electrical equipment amounted to 15,282 Million AED with contribution of 18.1%, followed by Vehicles, aircraft and vessels amounted to 14,262 Million AED with contribution of 16.9%.



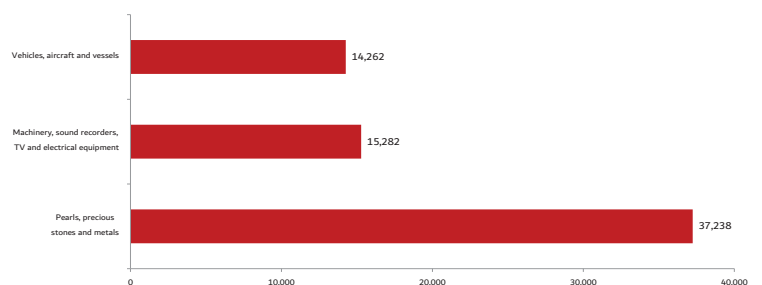
The most outstanding sections in Direct Foreign Trade Imports (value in Million)



The most outstanding sections in Direct Foreign Trade Exports (value in Million)

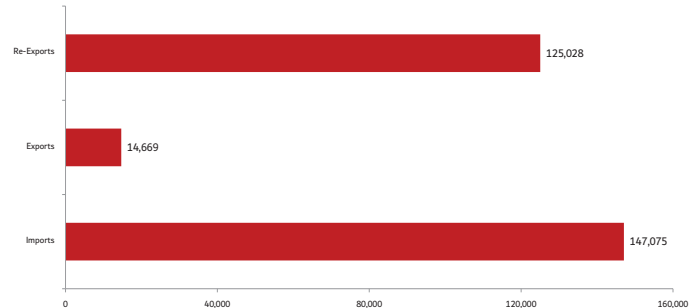


The most outstanding sections in Direct Foreign Trade Re-Exports (value in Million)

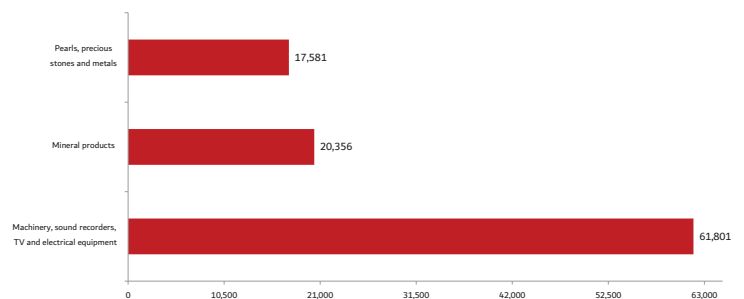


Free Zone Trade

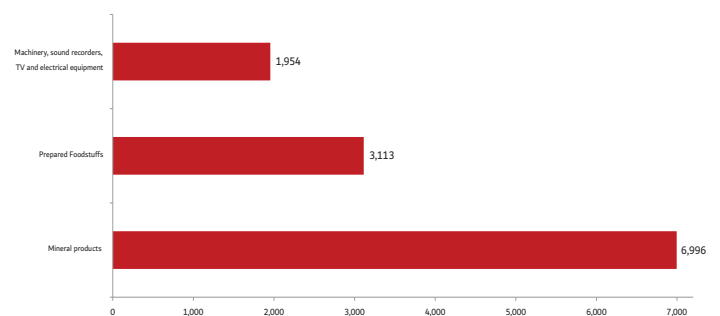
- Imports amounted to 147,075 Million AED and contributed 51.3% of Free Zone Trade in First Half 2019.
- Exports amounted to 14,669 Million AED and contributed 5.1% of Free Zone Trade in First Half 2019.
- Re-Exports amounted to 125,028 Million AED and contributed 43.6% of Free Zone Trade in First Half 2019.
- In First Half 2019, Machinery, sound recorders, tv and electrical equipment obtain the lead in Imports of Free Zone Trade with amount of 61,801 Million AED and contribution of 42.0%, then Mineral products amounted to 20,356 Million AED with contribution of 13.8%, followed by Pearls, precious stones and metals amounted to 17,581 Million AED and contribution of 12.0%.
- In First Half 2019, Mineral products obtain the lead in Exports of Free Zone Trade with amount of 6,996 Million AED and contribution of 47.7%, then Prepared foodstuffs amounted to 3,113 Million AED with contribution of 21.2%, followed by Machinery, sound recorders, tv and electrical equipment amounted to 1,954 Million AED and contribution of 13.3%.
- In First Half 2019, Machinery, sound recorders, tv and electrical equipment obtain the lead in Re-Export of Free Zone Trade with amount of 66,492 Million AED and contribution of 53.2%, then Pearls, precious stones and metals amounted to 14,958 Million AED with contribution of 12.0%, followed by Mineral products amounted to 9,219 Million AED and contribution of 7.4%.



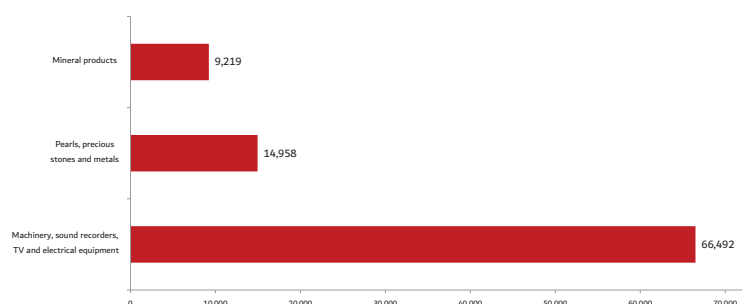
The most outstanding sections in Free Zone Trade Imports (value in Million)



The most outstanding sections in Free Zone Trade Exports (value in Million)

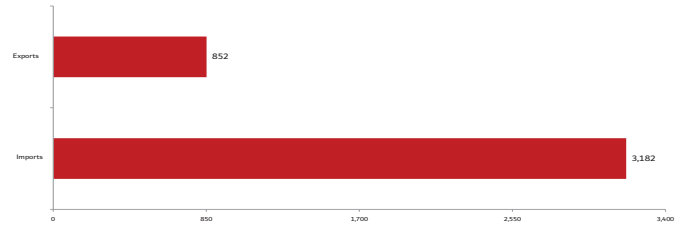


The most outstanding sections in Free Zone Trade Re-Exports (value in Million)

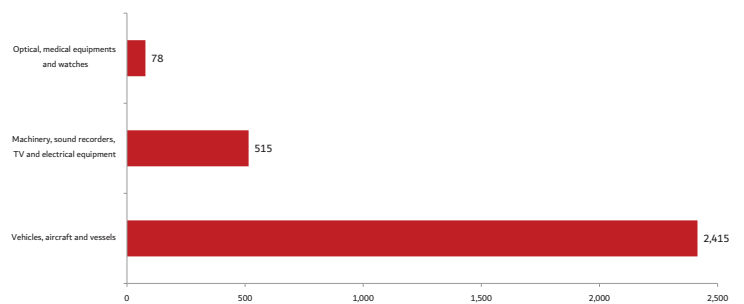


Custom Warehouse Trade

- Imports amounted to 3,182 Million AED and contributed 78.9% of Custom Warehouse Trade in First Half 2019.
- Exports amounted to 852 Million AED and contributed 21.1% of Custom Warehouse Trade in First Half 2019.
- In First Half 2019, Vehicles, aircraft and vessels obtain the lead in Imports of Custom Warehouse Trade with amount of 2,415 Million AED and contribution of 75.9%, then Machinery, sound recorders, tv and electrical equipment amounted to 515 Million AED with contribution of 16.2%, followed by Optical, medical equipments and watches amounted to 78 Million AED and contribution of 2.5%.
- In First Half 2019, Machinery, sound recorders, tv and electrical equipment obtain the lead in Exports of Custom Warehouse Trade with amount of 423 Million AED and contribution of 49.7%, then Vehicles, aircraft and vessels amounted to 310 Million AED with contribution of 36.4%, followed by Optical, medical equipments and watches amounted to 51 Million AED and contribution of 6.0%.



The most outstanding sections in Custom Warehouse Trade Imports (value in Million)



The most outstanding sections in Custom Warehouse Trade Exports (value in Million)

